



DETROIT AREA AGENCY ON AGING

2015 Annual Report

October 1, 2014 - September 30, 2015

OUR MISSION

To educate, advocate and promote healthy aging to enable people to make choices about home and community based services and long term care that will improve their quality of life.

Creating Aging Friendly Neighborhoods

Nutrition • Health/Wellness • Senior Independence



Serving Detroit, Hamtramck,
Harper Woods, Highland Park
and the five Grosse Pointes

Blazing a Trail for Seniors



Wayne W. Bradley, Sr.
Board Chair



Paul Bridgewater
President and CEO

Just a few short years ago, the first of the baby boomers reached what used to be known as retirement age. For the next 18 years, boomers will turn 65 at a rate of about 8,000 a day.

As this unique segment of our population grows older, it will likely transform the institutions of aging — just as it has done to other aspects of American life.

Will boomers redefine this life stage or will it redefine them?

The Detroit Area Agency on Aging is helping boomers embrace change – and “Blaze A Trail.”

We are here to raise awareness about important issues and create innovative programs for older adults to help improve the quality of life.



We strived to “Blaze A Trail” for seniors, in 2015 DAAA:

- Successfully passed financial audit by Martin, Arrington, Desai & Meyers, P.C. with an unqualified statement.
- Received the Michigan Association of Service Coordinators Award and President and CEO was appointed to the Mayor’s Senior Advisory Commission.
- Featured in Detroit Public TV, WTVS Channel 56, “When I’m 65” and on WDIV for our Senior Community Service Employment Program.

- Recognized by MMAP Central as a leader in the State for informing people of Medicare and Medicaid entitlements for our MMAP Program.
- Increased number of participants transported to non-medical appointments through our transportation program.
- Partnered with Detroit Medical Center to provide specialized emergency care and rooms for seniors.
- Increased participants enrolled in the evidence-based programs in healthy aging consisting of Creating Confident Caregivers, Diabetes Self-Management, EnhanceFitness®, Matter of Balance and Personal Action Toward Health (PATH).
- Provided Diabetes Self-Management classes that were reimbursable by Medicare in collaboration with Detroit Community Health Connection.
- Inaugurated new programs which increased our permanent employee count from 100 to 140 employees.
- Conducted focus groups and senior forums such as the Smart Money Week Workshop and Aging Summits, Benefit Fairs and public hearings.


Our priority continues to research and implement the best practices and collaborative senior solutions that work for our region.

We’re a catalyst for creativity, continuity, resourcefulness and reliability that older adults will require. We’re committed to this work and will continue to ***Blaze A Trail*** for our aging community.






Service Report *(for the fiscal year ended 09/30/2015)*

Service Category	# of Clients*	# of Units**
Supportive Services:		
Assistance to the Hearing Impaired & Deaf	238	934
Adult Day Services	165	29,730
Caregiver Education, Support & Training	797	252
Community Living Services	1,491	27,998
Community Navigator/Option Counseling	5,428	11,563
Elder Abuse Prevention	975	893
Kinship Support Services	151	2,112
Legal Assistance	1,002	3,671
Outreach and Assistance	5,667	16,207
Vision Services	1,460	1,159
Wellness Center Support	4,340	14,873
Mature Workers Program	64	N/A
DAAA Long Term Care Ombudsman	2,944	2,760
DAAA Information & Assistance	10,950	9,017
DAAA Outreach	26,064	6,712
DAAA Transportation	12,316	6,565
Sub-Total	74,052	134,446
Nutrition		
Congregate Meals	2,266	192,443
Home Delivered Meals	3,798	579,590
Holiday Meals on Wheels	6,300	19,350
Wayne County Veterans Meals	255	72,728
Wayne Metropolitan Community Action Agency Meals	40	7,508
NSIP	685	81,155
Sub-Total	13,344	952,774
MI Choice Waiver	1,545	1,163,016
Project CHOICE (Care Management)	286	22,862
Veterans Administration HCBS	12	6,563
Nursing Facility Transition Services	65	N/A
Sub-Total	1,908	1,192,440
MI-Health Link	3,548	166,409
Sub-Total	3,548	166,409
GRAND TOTAL	92,852	2,446,069



For more details on specific programs, grant-contracted agencies, purchase of service providers, and contributions, please visit our website:
DetroitSeniorSolution.com



* The number of clients detailed is a duplicated count.

** The majority of units are based on one hour of service, one meal, or one I&A contact.

DETROIT AREA AGENCY ON AGING *Statement of Revenues & Expenditures*

October 1, 2014 - September 30, 2015

Detroit Area Agency on Aging Board of Directors, 2015

Nancy Allen
Wayne W. Bradley, Sr., *Chair*
Henry Conerway, Jr.
Nancy Courtney, *Assistant Secretary*
Terra DeFoe
Louis Green
Louise Guyton, *Assistant Treasurer*
Reginald Hartsfield
Juanita Hernandez, *2nd Vice Chair*
Reverend Jim Holley, Ph. D.
Marilyn French Hubbard, Ph. D.
Fay Martin Keys, DL, MSW, MLS
Reverend Oscar W. King, III
Stacia Little
Alexander Luvall, Esq.
Terri Mack-Biggs, M.D.
Gladys A. Noble, MSW
Juliette Okotie-Eboh, Ph. D.
Navid Sayed
Frances Schonenberg, *Secretary*
William Sharp, M.D.
Hedy Shulgon
Alice G. Thompson
Ashley Tuomi
Elaine Williams, *1st Vice Chair*
Mark Wollenweber, *Treasurer*
The Honorable DeAndre Windom

Public Support & Revenue

Federal Funds	\$23,506,190	56%
State Funds	12,763,342	31%
Private Contributions	279,635	1%
Other Local Funds	3,876,983	9%
In-Kind & Program Income	1,295,531	3%
Total Revenue	\$41,721,681	100%

Expenditures

AAA Administration	\$518,701	1%
Supportive Services *	4,359,292	11%
Nutrition **	5,044,875	12%
Senior Employment and Training	3,663,174	9%
Medicare Medicaid Assistance Program	172,682	0%
Nursing Facility Transition Services	129,078	0%
Care Management	760,953	2%
Michigan Choice Elderly & Disabled Waiver	26,175,293	64%
Veterans Home and Community Based Services	117,890	0%
Other	164,801	0%
Total Expenditures	\$41,106,739	100%
Excess Revenue over Expenditures	\$614,942	

* Supportive Services include Home Care Assistance, Adult Day Services, Information & Assistance, Outreach & Assistance, Respite Care, etc.

** Nutrition includes Home Delivered Meals, Congregate Meals and Holiday Meals on Wheels Programs as well as the Wayne County Veterans Meal Program and Wayne Community Agency Action Agency Meals Program.

Fund Development

In 2015, the DAAA raised \$378,056 to support the Detroit Meals on Wheels (DMOW) program as well as support for our seniors through the following activities:

- Holiday Card Campaign.....118,107
- DMOW Annual Golf Tournament.....93,749
- DMOW 8th Annual Summer Cruise86,670
- Fund Development.....79,530



Detroit Area Agency on Aging
1333 Brewery Park Blvd., Suite 200
Detroit, MI 48207
313.446.4444 (office)
info@daaa1a.org
www.DetroitSeniorSolution.com

